

Technical sheet :

# 160 ATJ+ E



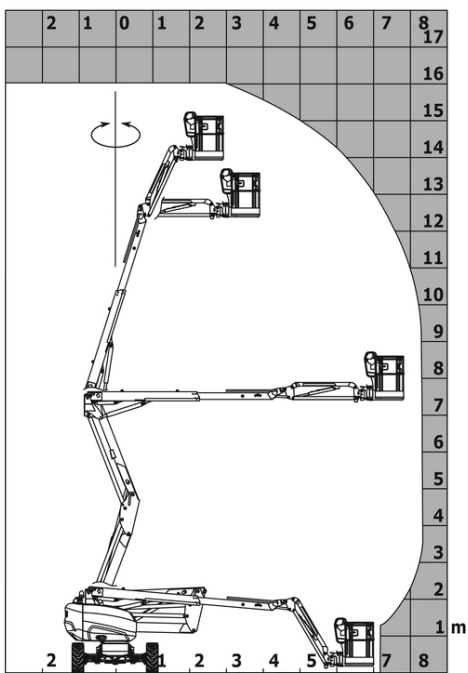
Capacities		Metric	Imperial
Working height	h21	16.21 m	53 ft 2 in
Platform height	h7	14.21 m	46 ft 7 in
Max. outreach		8.34 m	27 ft 4 in
Overhang		7.40 m	24 ft 3 in
Pendular arm rotation (top / bottom)		+66.50 ° / 65.80 °	+66.50 ° / 65.80 °
Platform capacity	Q	408 kg	899 lb
Turret rotation		350 °	350 °
Platform rotation (right / left)		90 ° / 90 °	90 ° / 90 °
Number of people (inside / outside)		3 / 3	3 / 3
Weight and dimensions			
Platform weight*		7790 kg	17174 lb
Platform dimensions (length x width)	lp / ep	1.80 m x 0.80 m	5 ft 11 in x 2 ft 7 in
Overall width	b1	2.38 m	7 ft 10 in
Overall length	l1	6.88 m	22 ft 7 in
Overall height	h17	2.48 m	8 ft 2 in
Overall length (stowed)	l9	4.70 m	15 ft 5 in
Overall height (stowed)	h18	2.94 m	9 ft 8 in
Floor height (access)	h20	0.42 m	1 ft 5 in
Counterweight offset (turret at 90°)	a7	0.37 m	1 ft 3 in
Internal turning radius (over tyres)	b13	1.42 m	4 ft 8 in
External turning radius	Wa3	3.78 m	12 ft 5 in
Ground clearance at centre of wheelbase	m2	0.36 m	1 ft 2 in
Wheelbase	y	2.30 m	7 ft 7 in
Performances			
Drive speed - stowed		5 km/h	3 mi/h
Drive speed - raised		1 km/h	0.62 mi/h
Gradeability		45 %	45 %
Permissible leveling		5 °	5 °
Wheels			
Tyres type		Foam-filled	Foam-filled
Dimensions of front wheels / rear wheels		914 - 370	914 - 370
Drive wheels (front / rear)		2 / 2	2 / 2
Steering wheels (front / rear)		2 / 2	2 / 2
Braking wheels (front / rear)		0 / 2	0 / 2
Engine/Battery			
Battery / Batteries capacity		48 V / 480 Ah	48 V / 480 Ah
Integrated charger (V / A)		48 V / 60 A	48 V / 60 A
Miscellaneous			
Ground Pressure		11.60 dan/cm2	168 PSI
Hydraulic Pressure		250 bar	3626 PSI
Hydraulic tank capacity		24 l	6 US gal
Standards compliance			
This machine is in compliance with:		European directives: 2006/42/EC- Machinery (revised EN280:2013) - 2004/108/EC (EMC) - 2006/95/EC (Low voltage)	European directives: 2006/42/EC- Machinery (revised EN280:2013) - 2004/108/EC (EMC) - 2006/95/EC (Low voltage)

\*Varies according to options and standards of the country to which the machine is delivered

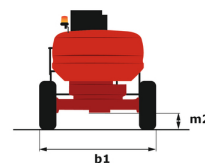
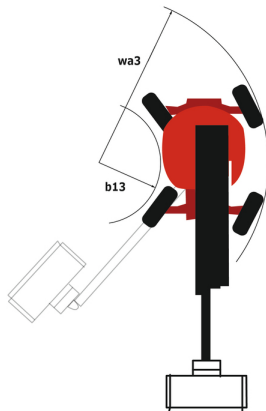
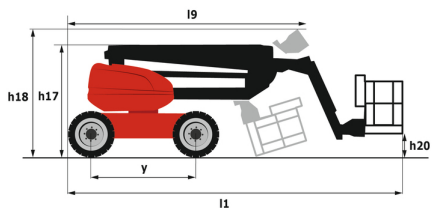
\*\* According to "REDUCE cycle"

# 160 ATJ+ e - Load chart

## Load Chart for AWP Metric



# 160 ATJ+ e - Dimensional drawing



# Equipment

## Standard

220V predisposition in the platform  
 4 simultaneous movements  
 4 wheel drive  
 4 wheel steer with crab mode  
 Audible alarm and illuminated indicator lamp (leveling, overload, lowering)  
 Backup electrical pump  
 Basket 1,800 mm  
 CAN bus technology  
 Dead man pedal  
 Differential locking on rear axle  
 Easy Link with 2 year Service  
 Easy Manager  
 Emergency stop button in platform and on frame  
 Front axle with limited slip  
 Fully galvanized basket with demountable floor  
 Horn in the platform  
 Hour meter  
 LED rotating beacon  
 Leveling unlocking  
 Load sensing pump  
 Oscillating front axle  
 SPS : Secondary protection system  
 Screen information in the basket  
 Simplified slinging without a spreader bar  
 Slinging and securing rings  
 Steer and rotate  
 Turret orientation information

## Optional

18" tyres  
 Beep on every movement  
 Beep upon travel  
 Biodegradable hydraulic oil  
 Biodegradable oil  
 Bottom screen protection  
 Continuous turret rotation  
 Digicode anti-theft device  
 Easy link with access control keypad  
 Easy link with remote lock  
 Electric centralized filling  
 Fully galvanized basket 1800mm with lateral door  
 Galvanized basket 2,100 mm  
 Galvanized basket 2.100 mm with lateral door  
 Key lock on turret cover  
 Locking the telescope by parameter setting  
 Lynx cry beeper on movement  
 Personalized paintwork  
 Safety kit (Harness + helmet)  
 Water predisposition



**Head Office**

B.P. 249 - 430 rue de l'Aubinière

44150 Ancenis Cedex - France

Tel: +33 (0)2 40 09 10 11 - Fax: +33 (0)2 40 09 10 97

[www.manitou.com](http://www.manitou.com)



This publication provides a description of the configuration versions and options for Manitou products, which may differ for equipment. The equipment presented in this brochure may be part of a series, as an option, or it may not be available, depending on the versions. Manitou reserves the right, at any time and without notice, to amend the specifications described and represented. The specifications provided do not bind the manufacturer. For more details, please contact your Manitou agent. This is not a contractually binding document. The presentation of the products is not contractually binding. List of specifications non-exhaustive. The logos as well as the visual identity of the company are owned by Manitou and cannot be used without authorisation. All rights reserved. The photos and diagrams contained in this brochure are only provided for consultation and information purposes.

MANITOU BF SA - Limited company with board of directors - Share capital: 39,668,399 euros - 857 802 508 RCS Nantes